































2009 AALL Membership Survey

1. How long have you been an AALL member?			
		Response Percent	Response Count
2 years or less		14.4%	261
3-5 years		16.0%	290
6-15 years		29.9%	540
16-30 years		34.2%	618
31 years or more		5.5%	100
		<i>answered question</i>	1,809
		<i>skipped question</i>	3

2. What type of AALL membership do you have?			
		Response Percent	Response Count
Active		93.4%	1,690
Associate		0.9%	16
Retired		1.4%	25
Student		4.3%	78
		<i>answered question</i>	1,809
		<i>skipped question</i>	3









3. How are your dues paid?			
		Response Percent	Response Count
I pay my dues		11.6%	209
My employer pays my dues		87.7%	1,586
Other (please specify)		0.8%	14
		<i>answered question</i>	1,809
		<i>skipped question</i>	3

4. In what type of library do you work?			
		Response Percent	Response Count
Academic		44.8%	810
Private Firm/Corporation		34.3%	621
State, Court or County		12.2%	220
Not employed in a library		3.3%	59
Other (please specify)		5.5%	99
		<i>answered question</i>	1,809
		<i>skipped question</i>	3

5. What position do you currently hold?			
		Response Percent	Response Count
Solo Librarian		7.8%	141
Dean/Director/Chief Librarian/CIO		17.7%	321
Associate/Deputy/Assistant Director/Chief of Branch		11.1%	201
Supervisory Librarian		5.6%	101
Competitive Intelligence Analyst/Librarian		0.5%	9
Computer/Electronic Services Librarian		2.4%	43
Foreign, Comparative, and International Law Librarian		1.5%	27
Government Documents/Legislative Librarian		1.2%	22
Acquisitions Librarian		2.7%	49
Collection Development Librarian		0.9%	17
Catalog Librarian		3.0%	54
Serials Librarian		0.5%	9
Technical Services Librarian		4.8%	86
Circulation Librarian		0.9%	16
Interlibrary Loan Librarian		0.6%	11
Reference/Research Librarian		21.8%	394
Instructional/Reference/Research Librarian		5.1%	92
Public Services Librarian		2.4%	44
Generalist		1.1%	19
Library Assistant/Paraprofessional		1.6%	29
Library Clerk		0.1%	1







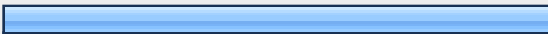


Computer Technician		0.1%	2
Non-library		1.8%	32
Not applicable		2.2%	40
Retired		1.2%	22
Student		1.5%	27
		answered question	1,809
		skipped question	3






6. Besides AALL, do you belong to any other library or law-related professional organizations? (check all that apply)

		Response Percent	Response Count
AALL chapter(s)		72.2%	1,306
Association of American Law Schools		7.5%	135
American Library Association		13.3%	241
Bar Association(s)		24.0%	435
Foreign/International Library Association(s)		5.3%	95
Special Libraries Association		25.7%	465
I don't belong to any other library or law-related organizations		6.5%	118
Other (please specify)		20.1%	364
		answered question	1,809
		skipped question	3






7. Have you participated in the following AALL activities in the last five years?			
	Yes	No	Response Count
Attended an Annual Meeting and Conference	79.5% (1,426)	20.5% (368)	1,794
Attended an AALL webinar	38.5% (667)	61.5% (1,067)	1,734
Contributed to an AALL publication	27.5% (475)	72.5% (1,250)	1,725
Served on a committee	33.8% (584)	66.2% (1,145)	1,729
Member of a special interest section (SIS)	80.6% (1,428)	19.4% (344)	1,772
Submitted a program proposal for the Annual Meeting and Conference	23.8% (410)	76.2% (1,313)	1,723
Voted in the AALL Executive Board election	73.2% (1,283)	26.8% (470)	1,753
	<i>answered question</i>		1,798
	<i>skipped question</i>		14


8. Have you ever participated in any of the following AALL leadership activities?			
	Yes	No	Response Count
Annual Meeting and Conference program/workshop coordinator/speaker	33.0% (579)	67.0% (1,176)	1,755
Chapter president	17.0% (292)	83.0% (1,430)	1,722
AALL committee chair	12.6% (214)	87.4% (1,491)	1,705
Executive Board member	3.1% (52)	96.9% (1,631)	1,683
Representative to affiliated organization	5.9% (100)	94.1% (1,586)	1,686
Special interest section (SIS) chair	9.6% (163)	90.4% (1,539)	1,702
	<i>answered question</i>		1,770
	<i>skipped question</i>		42





9. Why did you join AALL and/or renew your membership? (check all that apply)			
		Response Percent	Response Count
Access to career resources		57.4%	1,028
Access to specialized information		58.8%	1,054
Advance your position		31.6%	566
Continuing education		75.6%	1,354
Discounts on products or meeting registrations		16.1%	289
Learn best practices in the field		66.8%	1,197
Network with others in the profession		84.2%	1,508
Publications		53.9%	966
Other (please specify)		4.6%	82
		<i>answered question</i>	1,792
		<i>skipped question</i>	20









10. How would you rate AALL's ability to provide you with resources to promote your growth within the profession?			
		Response Percent	Response Count
Excellent		16.2%	291
Very good		45.4%	813
Good		30.0%	537
Fair		7.4%	133
Poor		1.0%	18
		<i>answered question</i>	1,792
		<i>skipped question</i>	20

11. To what degree is AALL membership essential to your career success?			
		Response Percent	Response Count
Very essential		18.9%	339
Essential		34.9%	626
Somewhat essential		34.7%	621
Not essential		11.5%	206
		<i>answered question</i>	1,792
		<i>skipped question</i>	20

12. To what extent do you agree that AALL is the recognized voice of your profession?			
		Response Percent	Response Count
Strongly agree		36.0%	644
Agree		55.6%	995
Disagree		4.0%	71
Strongly disagree		0.6%	10
No opinion		3.9%	69
		<i>answered question</i>	1,789
		<i>skipped question</i>	23

13. How valuable are AALL membership services in return for your dues paid?			
		Response Percent	Response Count
Very valuable		20.3%	364
Valuable		48.1%	860
Somewhat valuable		29.2%	523
Not valuable		2.3%	42
		<i>answered question</i>	1,789
		<i>skipped question</i>	23

14. Overall, how satisfied are you with your AALL membership?			
		Response Percent	Response Count
Very satisfied		25.1%	449
Satisfied		54.6%	976
Somewhat satisfied		18.5%	331
Not satisfied		1.8%	33
		<i>answered question</i>	1,789
		<i>skipped question</i>	23

15. How do you learn about AALL programs and services? (check all that apply)			
		Response Percent	Response Count
AALLNET		68.9%	1,228
AALL Spectrum		78.5%	1,399
From the Desk of the President E-newsletter		73.2%	1,305
RSS Feeds		8.2%	147
Twitter		4.4%	79
Word of mouth		29.4%	524
I don't learn about AALL programs and services		1.5%	27
Other (please specify)		5.9%	105
		<i>answered question</i>	1,782
		<i>skipped question</i>	30














16. For each of the following AALL member services, please indicate its value to you:









	Very valuable	Valuable	Somewhat valuable	Not valuable	No opinion	Not aware of service	Rating Average	Re C	
AALL2go Online Learning Center	5.8% (104)	19.1% (340)	17.3% (309)	5.7% (101)	29.6% (528)	22.4% (400)	2.56		
Annual Meeting and Conference	35.7% (636)	34.0% (606)	19.2% (343)	3.9% (69)	6.7% (120)	0.4% (8)	3.88		
Career Center	11.7% (208)	25.3% (450)	24.6% (439)	9.5% (169)	23.5% (419)	5.4% (97)	2.92		
Computer-Assisted Legal Instruction (CALI) Online Lessons Access	7.7% (137)	20.0% (356)	19.5% (347)	10.7% (190)	26.4% (470)	15.8% (282)	2.67		
Government Relations Office Advocacy	11.5% (205)	23.2% (413)	25.5% (454)	10.1% (180)	22.5% (401)	7.2% (129)	2.90		
Monthly Webinars	4.2% (75)	20.2% (360)	28.1% (500)	7.2% (129)	30.6% (546)	9.7% (172)	2.56		
	<i>answered question</i>								
	<i>skipped question</i>								









17. For each of the following AALL publications, please indicate its value to you:							
	Very valuable	Valuable	Somewhat valuable	Not valuable	Not aware of publication	Rating Average	Response Count
AALL Annual Report	4.2% (75)	22.9% (404)	37.6% (665)	24.5% (433)	10.8% (190)	2.08	1,766
AALL Directory and Handbook	35.7% (630)	36.4% (644)	21.8% (385)	4.8% (84)	1.4% (24)	3.04	1,766
AALL Publications Series (Published by Wm. S. Hein & Co.)	13.8% (243)	35.6% (629)	29.9% (528)	8.4% (148)	12.4% (219)	2.62	1,766
AALL Spectrum	27.1% (478)	50.7% (895)	19.5% (345)	2.2% (39)	0.6% (10)	3.03	1,766
From the Desk of the President E-newsletter	21.5% (380)	41.2% (728)	28.8% (509)	6.3% (111)	2.2% (39)	2.80	1,766
Law Library Journal	25.2% (445)	43.1% (762)	24.8% (439)	6.3% (111)	0.6% (10)	2.88	1,766
	answered question						1,766
	skipped question						4















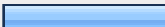




18. For each of the following AALL resources, please indicate its value to you:							
	Very valuable	Valuable	Somewhat valuable	Not valuable	Not aware of resource	Rating Average	Response Count
AALL Biennial Salary Survey	39.6% (700)	30.7% (542)	19.5% (344)	7.4% (131)	2.8% (50)	3.05	1,767
AALL Guide to Fair Business Practices for Legal Publishers	20.4% (361)	36.6% (646)	24.8% (439)	8.4% (148)	9.8% (173)	2.77	1,767
AALL Price Index for Legal Publications	23.9% (423)	34.2% (605)	25.2% (445)	8.9% (158)	7.7% (136)	2.79	1,767
AALL Universal Citation Guide	7.8% (137)	24.7% (436)	28.1% (497)	16.8% (297)	22.6% (400)	2.30	1,767
How to Research a Legal Problem: A Guide for Non-Lawyers	9.1% (160)	21.2% (374)	20.0% (353)	13.4% (236)	36.4% (644)	2.41	1,767
Tools for Success in Today's Economy Wiki	4.0% (71)	12.7% (225)	19.9% (351)	13.0% (229)	50.4% (891)	2.16	1,767
	answered question						1,767
	skipped question						45






19. What would be your preferred delivery method for the following AALL publications?					
	Print	Online	Both	No preference	Response Count
AALL Annual Report	6.4% (112)	67.5% (1,188)	8.8% (155)	17.3% (305)	1,760
AALL Biennial Salary Survey	8.1% (142)	64.1% (1,128)	17.8% (314)	10.0% (176)	1,760
AALL Directory and Handbook	32.5% (572)	35.5% (625)	28.1% (494)	3.9% (69)	1,760
AALL Spectrum	41.7% (734)	28.3% (498)	25.5% (449)	4.5% (79)	1,760
Law Library Journal	39.0% (687)	25.8% (454)	26.0% (457)	9.2% (162)	1,760
	answered question				1,760
	skipped question				52





20. What general areas and/or topics would you like to see covered in an AALL publication? (select up to five)			
		Response Percent	Response Count
Collection Care and Management		37.7%	654
Ethics		18.0%	312
Information Technology		60.0%	1,041
Leadership Development		35.6%	618
Legislation/Advocacy Efforts		19.8%	343
Library Management		60.2%	1,044
Marketing/Public Relations		32.0%	555
Reference, Research, and Client Services		65.5%	1,137
Strategic Planning		26.3%	457
Teaching		30.0%	520
Training		29.6%	513
Web Presence/Content		30.4%	527
Other (please specify)		5.4%	94
		<i>answered question</i>	1,735
		<i>skipped question</i>	77

21. How often do you visit the AALL Web site (AALLNET)?				
			Response Percent	Response Count
Every day			1.5%	27
Several times a week			9.6%	168
Once a week			11.9%	210
Several times a month			24.2%	425
Once a month			22.4%	394
Quarterly			17.6%	310
Rarely (have visited 1-3 times)			12.2%	215
Never visited			0.5%	9
			answered question	1,758
			skipped question	54

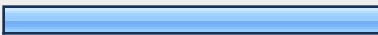






22. How often do you sign into the AALL Members Only Section on AALLNET?				
			Response Percent	Response Count
Every day			0.4%	7
Several times a week			3.1%	54
Once a week			5.2%	92
Several times a month			16.4%	289
Once a month			21.4%	376
Quarterly			25.9%	455
Rarely (have visited 1-3 times)			24.2%	426
Never visited			3.4%	59
			answered question	1,758
			skipped question	54

23. What do you regularly access on AALLNET? (select all that apply)			
		Response Percent	Response Count
AALL Biennial Salary Survey		24.7%	435
AALL Price Index for Legal Publications		11.6%	204
AALL Spectrum		17.0%	298
AALL2go online learning center		8.1%	143
Annual Meeting information		48.9%	859
Calendar of Events		28.6%	503
Career Center		25.0%	440
Caucus information		4.7%	83
Chapter information		32.3%	567
Committee information		19.9%	349
CPE Audio/Video Broadcasts		2.6%	45
Discussion lists		15.1%	266
Latest AALL news		25.3%	444
Law Library Journal		13.3%	233
Membership profile		25.0%	439
Online membership directory		29.8%	524
RSS feeds		2.8%	49
Special interest section (SIS) information		32.9%	579
I don't regularly access AALLNET		19.1%	336
		answered question	1,758
		skipped question	54











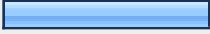



24. Is it easy to find what you are looking for on AALLNET?			
		Response Percent	Response Count
Very easy		6.3%	110
Easy		68.7%	1,207
Somewhat difficult		18.0%	317
Difficult		1.9%	33
Never visited		5.1%	90
		<i>answered question</i>	1,757
		<i>skipped question</i>	55








25. What additional Web technology would you most like to see made available on AALLNET? (check all that apply)			
		Response Percent	Response Count
Blogs		58.7%	620
Social Networking Tools		44.9%	475
Wikis		44.7%	473
Other (please specify)		8.5%	90
		<i>answered question</i>	1,057
		<i>skipped question</i>	755





26. For each of the following AALL educational resources, please indicate its value to you:								
	Very valuable	Valuable	Somewhat valuable	Not valuable	Not aware of offering	Rating Average	Response Count	
AALL2go Online Learning Center	7.9% (138)	24.5% (427)	27.4% (478)	11.1% (194)	29.0% (506)	2.41	1,743	
Annual Meeting Educational Programs	32.6% (568)	37.9% (660)	21.6% (376)	4.5% (78)	3.5% (61)	3.02	1,743	
Calendar of Events	11.5% (201)	37.6% (655)	35.7% (623)	8.5% (149)	6.6% (115)	2.56	1,743	
Continuing Education Grants Program	10.1% (176)	24.3% (423)	30.9% (538)	22.4% (390)	12.4% (216)	2.25	1,743	
Monthly Webinars	6.6% (115)	29.0% (506)	36.5% (636)	13.8% (241)	14.1% (245)	2.33	1,743	
Speakers Directory	2.2% (38)	14.5% (253)	34.0% (593)	25.3% (441)	24.0% (418)	1.92	1,743	
	<i>answered question</i>							1,743
	<i>skipped question</i>							69





27. What are your preferred formats for AALL continuing professional education? (select up to three)			
		Response Percent	Response Count
Archived Web seminars		57.9%	986
Face-to-face programs		62.2%	1,058
Live Web seminars		49.9%	849
Moderated online discussion lists		19.0%	323
Portable audio (MP3/Podcasts)		17.2%	292
Print publications		40.4%	688
Videos		9.8%	166
	<i>answered question</i>		1,702
	<i>skipped question</i>		110










28. Which of the following continuing professional education topics are of interest to you? (select up to five)

		Response Percent	Response Count
Collection Care and Management		35.2%	603
Ethics		14.0%	239
Health/Wellness		5.6%	96
Information Technology		56.8%	972
Leadership Development		34.2%	586
Legislation/Advocacy Efforts		14.7%	252
Library Management		58.8%	1,006
Marketing/Public Relations		28.5%	488
Reference, Research, and Client Services		65.5%	1,120
Strategic Planning		23.4%	401
Teaching		31.3%	535
Training		30.9%	528
Web Presence/Content		28.8%	493
Other (please specify)		4.3%	73
		<i>answered question</i>	1,711
		<i>skipped question</i>	101









29. Which online community (social) network(s) do you participate in? (check all that apply)			
		Response Percent	Response Count
Facebook		58.2%	1,003
LinkedIn		46.8%	806
MySpace		6.3%	108
Ning		11.0%	190
Twitter		23.1%	398
I don't participate in online social networks		28.2%	486
Other (please specify)		3.7%	64
		answered question	1,723
		skipped question	89




30. How often do you attend the AALL Annual Meeting and Conference?			
		Response Percent	Response Count
Every year		37.8%	657
Every other year		19.6%	340
Occasionally (less than every other year)		29.9%	520
Never		12.8%	222
		answered question	1,739
		skipped question	73

31. Who pays for your expenses to attend the Annual Meeting and Conference?			
		Response Percent	Response Count
I pay		6.8%	119
My employer/institution		64.8%	1,127
Combination of me and employer/institution		18.6%	324
Not applicable		9.7%	169
answered question			1,739
skipped question			73






32. Which other library or legal conferences do you attend? (check all that apply)			
		Response Percent	Response Count
AALL chapter(s)		52.0%	904
Association of American Law Schools		6.4%	112
American Library Association		5.6%	97
Bar association(s)		6.4%	112
Computer-Assisted Legal Instruction (CALI)		7.3%	127
Foreign/International Library Association(s)		5.3%	92
Special Libraries Association		17.2%	299
I don't attend other library or legal conferences		20.8%	362
Other		20.1%	349
(please specify)			376
answered question			1,739
skipped question			73



33. How do the following factors influence your decision to attend the Annual Meeting?						
	Greatly influences	Influences	Somewhat influences	No influence	Rating Average	Response Count
Meeting face to face with vendors in the exhibit hall	16.7% (290)	27.4% (476)	27.4% (476)	28.6% (497)	2.32	1,739
Attending committee/special interest section/chapter/caucus meetings	25.1% (437)	27.8% (484)	18.5% (321)	28.6% (497)	2.50	1,739
Cost of registration	27.4% (476)	31.2% (542)	22.4% (389)	19.1% (332)	2.67	1,739
Educational program content	51.8% (900)	32.8% (571)	8.1% (141)	7.3% (127)	3.29	1,739
Hotel rates	22.5% (391)	33.2% (577)	24.2% (421)	20.1% (350)	2.58	1,739
Location of host city	38.1% (662)	32.6% (567)	18.2% (317)	11.1% (193)	2.98	1,739
Networking and socializing with friends and colleagues	41.2% (717)	32.7% (568)	15.2% (264)	10.9% (190)	3.04	1,739
Out of pocket expenses	29.8% (518)	27.1% (472)	21.0% (365)	22.1% (384)	2.65	1,739
Time away from the office	18.8% (327)	29.4% (512)	25.5% (444)	26.2% (456)	2.41	1,739
				Other (please specify)		88
				answered question		1,739
				skipped question		73








34. How do you learn about the activities of the AALL Government Relations Office? (check all that apply)			
		Response Percent	Response Count
Government Relations section on AALLNET		17.1%	297
“Washington Brief” column in AALL Spectrum		47.6%	828
AALL Washington E-Bulletin		30.2%	526
Washington Blawg		7.4%	129
From the Desk of the President E-newsletter		49.6%	863
Legislative and Regulatory Update at the Annual Meeting		9.9%	172
Not aware of Government Relations Office activities		21.3%	371
Other (please specify)		4.3%	74
		answered question	1,739
		skipped question	73









35. Have you ever responded to an AALL Action Alert distributed through the discussion lists?			
		Response Percent	Response Count
Yes		26.7%	465
No		54.2%	942
Not aware of Action Alerts		19.1%	332
		answered question	1,739
		skipped question	73

36. How important are the following issues to you?						
	Very important	Important	Somewhat important	Not important	Rating Average	Response Count
Access to federal and state government information	58.3% (1,014)	28.9% (502)	8.9% (155)	3.9% (68)	3.42	1,739
Authentication and preservation of online legal resources	55.6% (967)	30.0% (522)	11.0% (192)	3.3% (58)	3.38	1,739
Copyright and intellectual property	40.4% (703)	39.0% (678)	16.3% (283)	4.3% (75)	3.16	1,739
Federal agency annual appropriations (Government Printing Office, National Archives and Records Administration, Library of Congress)	24.3% (423)	37.0% (643)	27.0% (469)	11.7% (204)	2.74	1,739
Privacy	38.8% (674)	38.4% (667)	18.5% (321)	4.4% (77)	3.11	1,739
The lifecycle of e-government information, including authentication and permanent public access	0.0% (0)	0.0% (0)	0.0% (0)	0.0% (0)	0.00	0
	answered question					1,739
	skipped question					73

37. What is your age range?			
		Response Percent	Response Count
30 or under		6.7%	114
31-45		32.1%	547
46-55		31.8%	542
56-65		26.4%	451
65 or over		3.0%	52
	answered question		1,706
	skipped question		106

38. What is your gender?			Response Percent	Response Count
Female			76.3%	1,299
Male			23.7%	404
			<i>answered question</i>	1,703
			<i>skipped question</i>	109

39. What is your ethnic background?			Response Percent	Response Count
Asian			4.3%	73
African American			4.0%	69
Caucasian			80.0%	1,368
Hispanic			2.0%	35
Native American			0.1%	2
I choose not to specify			7.9%	136
Other			1.6%	28
			<i>answered question</i>	1,711
			<i>skipped question</i>	101

40. Please indicate all degrees received. (check all that apply)			
		Response Percent	Response Count
None		1.2%	20
Associates		5.7%	99
Bachelors		80.6%	1,392
MLS/MLIS		87.9%	1,518
JD/LLB		39.5%	683
Other Masters		15.6%	270
Phd/EdD		1.4%	24
Other (please specify)		4.2%	72
		<i>answered question</i>	1,727
		<i>skipped question</i>	85

41. Please list any suggestions you have for making your AALL membership more valuable.		
		Response Count
		398
		<i>answered question</i>
		398
		<i>skipped question</i>
		1,414